



The Donau Strathspey

32 bar Strathspey for three couples in a four couple set

- 1-8 1C, 2C and 3C dance delaying Advance (2) and Retire (2) individually
 1M and 3L - bars 1-4
 2M and 2L - bars 3-6
 3M and 1L - bars 5-8
- 9-16 1M dances across and around partner by right shoulder, (on bar 11) his partner following, in front of 2L, behind and around 3L and in the middle cross up to 2nd place on opposite sides. 2C step up bars 13-14
- 17-20 2C and 1C dances half Ladies' Chain
- 21-24 1C and 2C dances half Men's Chain, up and down, 1C and 2C retaining right hands and 2C extra turning, 1C and 2C face up while 3C join in for:
- 25-30 Three Couple Promenade (order 1C, 2C, 3C)
- 31-32 1C cast to 2nd places as 2C dance up to the top places

Repeat having passed a couple

Note: At the beginning bars 1-2 of the 3rd, 5th and 7th time, new 3L advances slightly upwards as her partner steps up.

Tune: any suitable Strathspey

Devised by Kim Horne in appreciation of hospitality given by the members of Budapest Scottish Dance Club on the occasion of International Scottish Country Dance Weekend in May, 2003.

The dance depicts:

- Bars 1-8 The gentle waves of the Donau (Danube)
 Bars 9-16 The river turning southwards at the Danube Bend, North of Budapest
 Bars 17-24 The famous 'Chain Bridge' of Budapest spanning the Donau
 Bars 25-32 Enjoyment of the Donau by everyone

Preface

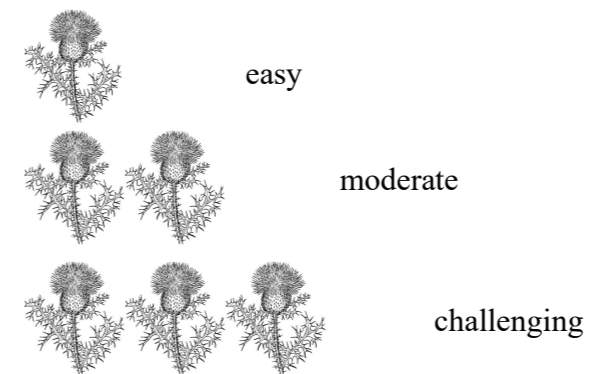
You are holding in your hands the first comprehensive edition of 'A Reel Goulash', the Budapest Book of Scottish Country Dances. It contains the dances that our club members composed between 2001 and 2011 and as a special treat for our readers it also includes two dances composed for our club members on some special occasions.

You can see that weddings and birthdays seem to be the most inspirational for our 'composers' but you can also find some lyrical pieces (Ray of the Sun, Summer Rain) or flirtatious dances like 'Be My Partner'. A very special dance is the one devised for wheelchair dancers and you will also be able to see the fruits of our summer holiday (The King in the Ring), Gábor Turi's journey to Japan and a dance devised for teaching how to interpret pillings. You can read about the history of the "Hungarian Bride" that was composed by Eric Finley who has been the teacher at 2 of our international SCD weekends.

We hope that you will enjoy dancing our favourite dances and will have the same opinion as a Canadian visitor (Ken Adamson), who came to dance with us with his wife. "We came away from Budapest with a warm feeling and a determination to do it again."

You can find these dances on www.bstk.hu/book/

Difficulty of dances is shown after the title.



Ágnes Borbély
 Chair of the Budapest Scottish Dance Club
 Our website: www.bstk.hu/en.htm
 Email address: info@bstk.hu

Acknowledgements

The Budapest Scottish Dance Club would like to thank Oliver Bain for proof-reading the prose parts.

Table of Contents

Dances written by our members

April Sky S32 – Ferenc Szemerédi, 2004	3
First Ray of the Sun J32 - Zoltán Gräff, 2002	4
Gábor's Wedding S40 - Ilona Teke, 2002	5
Perpetuum Mobile J40 - Ferenc Szemerédi, 2002	6
Seven to Seven S32 - Gábor Turi, 2002	7
The Siege of Buda R32 - Gábor Turi, 2001	8
Summer Rain J32 - Zoltán Gräff, 2002	9
Be my Partner S40 - Zoltán Gräff, 2006	10
Rolling Dancers J32 - Zoltán Gräff, 2009	11
30 isnae Enaw J40 - Zoltán Gräff, 2011	12
Wedding in August J40 - Zoltán Gräff, 2011	13
King in the Ring R40 - Zoltán Gräff, 2007	14
Cherry Blossom Strathspey S40 - Gábor Turi, 2008	15
SOAP S32 - Zsolt Molnár, 2010	16
Their Secret R32 - Tamás Hámori & Klára Lovrics, 2009	17

Dances written for the members of the club

Hungarian Bride R48 - Eric Finley, 2007	18
The Donau Strathspey S32 - Kim Horne, 2003	20

bride and the groom, Agnes Borbély, David Esdaile, Pierre Martin, Annette Lotz, George Flett, Elaine Henderson, Ross and Howard Colwell to a tune played by David Hall on the grand piano in the ballroom of Hotel Tisza, where the wedding reception took place and where, 3 years later, a Scottish Country Dancing Weekend was organised in Szeged for the first time. For that occasion, Keith Smith composed a tune for the Hungarian Bride for piano and fiddle, played by Muriel Johnstone and Keith Smith during the ball. Eric Finley, one of the teachers at the weekend and 5 dancers of the original set were also there.

The Hungarian Bride was also danced to a traditional, Hungarian tune by members of the Budapest Scottish Dance Club at the 2011 International Scottish Country Dance Weekend in Budapest symbolising the merging of Scottish and Hungarian music and dance. Ladies were wearing national costumes from different regions of Hungary and gentlemen were wearing Scottish outfit. The tune entitled 'My Lover in this Dance' was sung by Bea Palya, a famous Hungarian contemporary singer, who was awarded the title of „The Global Ambassador of Hungarian Culture” in 2008. Anita Horváth and Mátyás Szili were dancing as bride and groom as they had become engaged just a month before the international SCD weekend. The Hungarian Bride was preceded by a Moldavian 'Csángó' dance (The Goat Dance), in which couples danced in a circle and swapped partners. It was presented by 32 Budapest Club dancers showing how the bride and groom found each other. The choreographer was Zoltán Gräff.

You can see the video of that event here: www.bstk.hu/hb





Hungarian Bride

48 bar Reel for five couples in a square set

Couples arranged as for normal square with 5th couple in centre. Man with his back to first couple and woman with her back to third couple

- 1-4 First 4 couples, nearer hands joined with partner and making an arch, advance to the centre for 2 skip change of step and, dropping hands turn away from partner with 2 pas de basque to join nearer hand with corner, facing out on the diagonal. Meanwhile, Fifth woman dances to her right through the arch made by second couple while the fifth man dances through the arch made by fourth couple and they dance to their left (counter clockwise) to face in on the diagonal. Fifth woman facing first man and second woman; fifth man facing fourth woman and third man.
- 5-8 First four couples making an arch with corner dance out on the diagonal for 2 skip change and with 2 pas de basque dance away from corner to original places. Meanwhile fifth couple dance through the arch to the centre and turn with a Gypsy Turn to finish facing second couple, fifth man in front with his partner behind.
- 9-16 Fifth couple dance Flight of the Falcon Reel of three with second and fourth couples who take Promenade hold with partner, Fifth couple passing 2nd couple right shoulder to begin. Fifth couple let the following person take the lead at each end loop of the reel and finish facing first couple with fifth man in front and his partner behind him.
- 17-24 Fifth couple dance the same reel with first and third couples who are in Promenade hold but this time fifth couple give left shoulder to first couple. Fifth couple finish side by side facing second couple.
- 25-28 Fifth couple dance right hands across with second couple, fifth man leading his partner across to fourth couple, she behind him ready for:
- 29-32 Fifth couple dance left hands across with fourth couple fifth couple finishing in the centre facing up to first couple, fifth man with his partner on his right.
- 33-36 First couple (outside couple) take nearer hands with partner and make an arch and dance to the centre as fifth couple (centre couple) take nearer hands and dance under the arch to face out in first place. Fifth couple change places with partner for 2 steps the lady dancing under her left arm and the man dancing wide of his partner while first couple turn with a Gypsy turn to face second couple.
- 37-40 First and second couples repeat bars 33-36.
- 41-44 Second and third couples repeat bars 33-36.
- 45-48 Third and fourth couples repeat bars 33-36, fourth couple finish with man with his back to first couple and woman with her back to third couple as at the start of dance.

Repeat the dance four times more until original couple is in the centre.

Tune: any suitable Reel.

Gypsy Turn is like a right hand turn but no hands are given and the couple must maintain eye contact throughout the turn and should be a flirtatious movement.

A wedding dance written by Eric Finley for the wedding of Judit Hunyadi and Jean-François Ginoux in Szeged, Hungary, 21 July 2007. Performed for the first time by the

April Sky

32 bar Strathspey for four couples



3C and 4C start the dance on the opposite sides

- 1-2 All couples set.
- 3-8 1L (followed by her partner) casts down three places, dances up three places, finishes between 2C. Meanwhile 4L (followed by her partner) casts up three places, dances down three places, finishes between 3C. 1M and 4M behind his partner. 2C step up, 3C step down on bars 7-8.
- 9-12 1C with 2L and 4C with 3L dance RH across in CP2* & CP4*. At the end: 1L finishes in CP2. 1M (followed by 2L) dances across the set, finishes on the sidelines 4L finishes in CP4. 4M (followed by 3L) dances across the set, finishes on the sidelines
- 13-16 RH across for three in CP3 (1M,2L,2M) & CP1 (4M,3L,3M,). At the end: 1M finishes in CP3, 2L (followed by 2M) dances down, finishes between 4C 4M finishes in CP1, 3L (followed by 3M) dances up, finishes between 1C
- 17-20 RH across for three in CP4 (2L,2M,4L) & CP2 (3L,3M,1L). At the end: 2L finishes in CP4. 2M (followed by 4L) dances across the set, finishes on the sidelines 3L finishes in CP2. 3M (followed by 1L) dances across the set, finishes on the sidelines
- 21-24 RH across for three in CP1 (2M,4L,4M) & CP3 (3M,1L,1M). At the end: 2M finishes in CP1. 4L (followed by 4M) dances down, finishes in the middle of the set. 4M behind his partner 3M finishes in CP3. 1L (followed by 1M) dances down, finishes in the middle of the set. 1M behind his partner
- 25-26 1C and 4C (in the centre) dance half LH across.
- 27-30 1L (followed by her partner) dances up, then round 3M (in CP3) and finishes in the 2nd place on their own side. Meanwhile, 4L followed by her partner dances down, then round 2M (in CP1) and finishes in the 3rd place on opp. sides
- 31-32 All couples set

Finish in order 3, 1, 4, 2 and repeat the dance three more times from the new positions

Note:

1. CP1 means first man's first corner position. CP2: first man's second corner position, etc.
2. Remember: 3C and 4C start the dance on the opposite sides!
3. The main figure of the dance is a RH across (about $\frac{3}{4}$) for three, where a couple dance to a corner and at the end of the RH across the leading person from the couple stays in the "stationary" place, while the person standing until then joins in as the "follower" behind the "leader", who was earlier the "follower", and they continue together as a couple. The couple always includes a man and a woman (recommendation: they could retain RH until the next RH across) and either the man is replaced by another man or the lady is replaced by another lady.

There are two RH across at the same time, and they move anticlockwise. The sequence is: CP2-CP3-CP4-CP1 and CP4-CP1-CP2-CP3

Tune: any suitable Strathspey

Devised by Ferenc Szemerédi in 2004



First Ray of the Sun

32 bar Jig for two couples in a four couple set

- 1-8 1L & 2M set, chase clockwise to each other's place (both cast to start the chase pulling right shoulder back), set; meanwhile 1M & 2L cross RH, set, cross LH, set (holding hands on the sides when setting for the second time)
 9-16 1C & 2C rights and lefts, 1L starts with 2L, 1M with 2M
 17-24 1M & 2L set, chase anticlockwise to each other's place (both cast to start the chase pulling left shoulder back), set; meanwhile 1L & 2M cross RH, set, cross LH, set (holding hands on the sides when setting at the second time)
 25-28 2C & 1C RH across
 29-32 2C & 1C set, 2C & 1C cross LH

Repeat having passed a couple

Tune: any suitable Jig

Devised by Zoltán Gráff in 2002

Their Secret



32 bar Reel for three couples in a four couple set

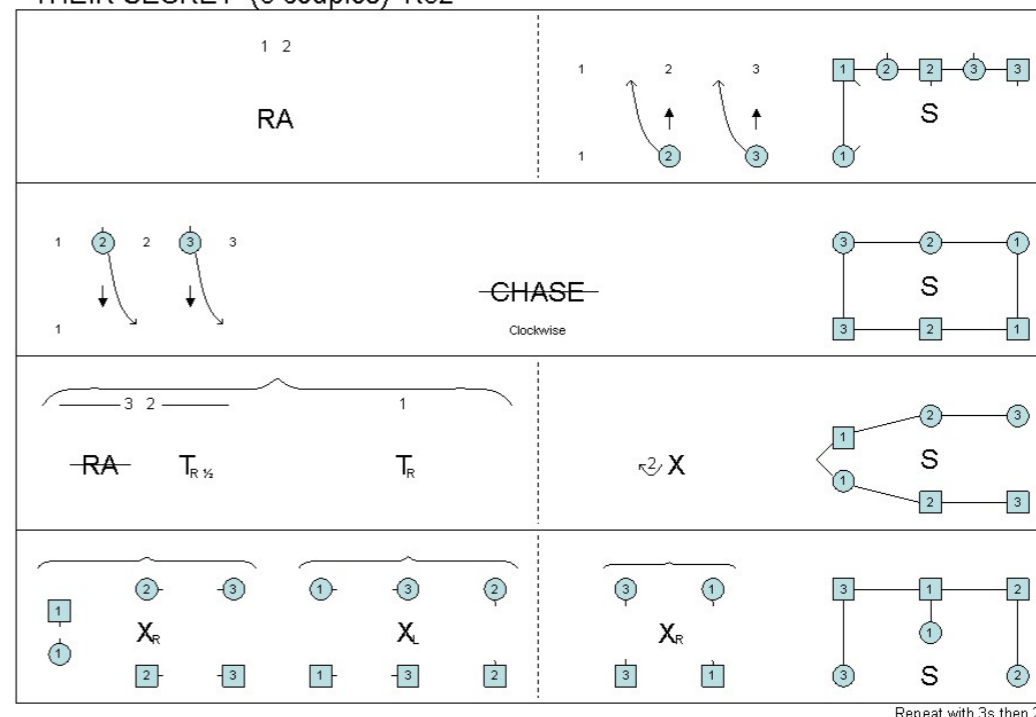
- 1-8 1C and 2C dance RH across.
 2M & 3M advance to opp side (2M goes between 1L & 2L, 3M between 2L&3L)
All set (2C&3C balance in line and 1L gives LH to 2M & RH to 1M)
 9-16 2M & 3M retire to their original places.
 All chase half way round clockwise.
All set (joining hands in a circle)
 17-24 1C turn RH for 4 bars while 2C&3C dance half RH across and half turn partners RH.
 1C lead up two places and cross over facing down in the middle while 2C and 3C step down.
All set (joining hands on sides & 1C joining hands with each other and with 2C)
 25-32 1C cross over RH while 2C&3C change places on the side with RH
 2C cross over LH while 1C&3C change places on the side with LH.
 1C&3C cross RH and 1M stays in the middle.
All set (joining hands on ladies side and 2C and 3C joining hands on 1st and 3rd place while 1M on 2nd place "gives a rose" with extended RH to his lady)

Finish in order 3, 1, 2 and repeat the dance two more times from the new positions.

Tune: any suitable Reel.

“Their Secret” was written for Doris and Denis Beauchamp's 50th wedding anniversary by Tamás Hámori and Klára Lovrics in 2009. Denis and Doris are such a happy couple after so long a time together that one wonders what their secret is.

THEIR SECRET (3 couples) R32



Repeat with 3s then 2s



SOAP

32 bar Strathspey for three couples

- 1-8 All three couples dance four setting steps (any Highland or Strathspey setting steps)
 9-16 Six hands round and back for all the three couples
 17-24 All dance a three couples Allemande
 25-32 3C and 2C dance a diamond Pousette.

Repeat the dance two more times from the new positions

Tune: any 3x32 bar Strathspey

Devised by Zsolt Molnár in 2010 as a result of playing with the letters of the pilling type description of Scottish dances. The outcome is a dance, which is really easy to remember: if you know the title of the dance, you know the order of the figures in the dance.

SOAP		3C	S32
123 S ₄	⊙ 6	123 A	32 P

Gábor's Wedding

40 bar Strathspey for three couples



- 1-8 1M, 2L & 3L dance reel of three on ladies' side, meanwhile 1L, 2M & 3M dance reel of three on men's side. 1C cross over to partner's side to start
 9-16 1M, 2M & 3M dance reel of three on men's side meanwhile 1L, 2L & 3L dance reel of three on ladies' side. 1C cross over to start
 17-18 1C, 2C, 3C set
 19-20 1C, 2C, 3C advance and retire
 21-24 1C turn 1 1/2 with both hands, while 2C and 3C dance half RL (finish in order 1. 3. 2. on the opposite side)
 25-40 1C, 3C & 2C dance the set & link progression as follows:
 25-28 1C and 3C set & link for two
 29-32 3C, 1C and 2C set & link for three (1M finishes between 3C all facing up, 1L finishes between 2C all facing down)
 33-36 3C, 1C and 2C set & link for three (all finish on the sidelines)
 37-40 3C and 1C set & link for two

Repeat from the new positions

Tune: any 3x40 bar Strathspey

Devised by Ilona Teke in 2002 as a present for her friend Gábor Szabó's wedding.



Perpetuum Mobile

40 bar Jig for four couples

- 1-4 1C & 2C and at the same time 3C & 4C RH across
 5-8 2C & 3C LH across in the middle, meanwhile 1C and 4C half chase
 9-16 4C & 2C dance a mirror ladies' chain (similar to the men's chain where ladies are dancing the men's part and men are dancing the ladies' part), meanwhile 3C & 1C dance a men's chain; at the end of the chains 2M & 4L and 1M & 3L turn 1 1/2 RH
 17-24 Reels of four on sides; to finish the reels 4C and 1C stay facing out
 25-26 Balance in lines on sides
 27-28 Turn RH 3/4 for all (i.e. for those who were joining RH); at the end of bar 28 they are: 2C and 4C in a line across the set joining hands (4C in the middle) and 1C and 3C in a line across the set (1C in the middle) joining hands all four men facing up, all four ladies facing down ready for:
 29-30 Balance in lines across the set
 31-32 Turn RH 3/4 for all (i.e. for those who were joining RH); all finish on the sidelines
 33-36 2C & 4C and at the same time 1C & 3C 3/4 chase (now everybody is on the opposite side)
 37-38 All set (joining hands)
 39-40 2C & 4C and at the same time 1C & 3C dance the first 2 bars of the Espagnole (4M & 2M and 3L & 1L cross up or down one place between their partners who are crossing to the other side of the set).

Finish in order 2, 4, 1, 3 and repeat the dance three more times from the new positions

Tune: any 4x40 bar Jig

Devised by Ferenc Szemerédi in 2002 for for his friend's (Zoltán Gräff) birthday. He composed it as a 40 bar jig because it was his friend's 40th birthday. It bears the title Perpetuum Mobile to describe the eternal vitality and energy of his friend in his life. Thus to be faithful to the title, in this dance the dancers are constantly moving without a halt for a second.

Cherry Blossom Strathspey

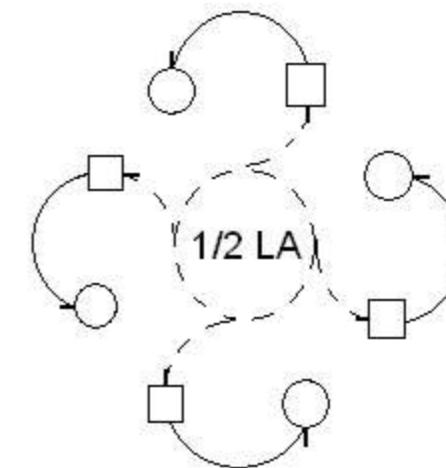
40 bar Strathspey – square set



- 1-8 Ladies advance and retire twice, join and raise up hands in the middle like trees and release slowly while retiring (making an arch as long as it is comfortable) while men stand still 2 bars and advance (through the releasing arches) and retire like the ladies before and wait 2 bars again.
 9-12 All four couples dance Highland Schottische to partner
 13-16 All four couples turn with right hands one and a half times, men finish facing out
 17-24 All four couples dance interlocking reels of four across the set (ladies start immediately with a quick half left hands across in the middle - see Fig. 1)
 25-32 All four couples dance half "Wasabi" reel*
 33-36 All four couples turn partner with both hands one and a half times and open up to form a circle at the end
 37-40 All four couples circle one place to the left and all cast on the spot left about to finish in their new positions ready to start again from the beginning

Repeat the dance three times more until couples are back to original places.

Fig. 1
bars 17-18



Wasabi reel: almost like a Schiehallion reel but ladies lead and men follow their partners

Tune: any 4x40 bar Strathspey

Devised by Gábor Turi as a gift to Atsuko Clement who organised a superb Cherry Blossom Dancing Tour to Japan in 2008. The figure "Wasabi" Reel was named at the time of the first presentation of the dance at a parking lot of a wasabi plantation.



King in the Ring

40 bar Reel for four couples and a 'king' - square set

The king is sitting in the centre of the set, the others dance around him

- 1-8 All: Set advancing (towards the king) and back – joining nearer hands;
All: Set to partner and 3/4 turn with RH, finish in promenade hold facing clockwise
- 9-16 All: Clockwise promenade, back to own places
- 17-24 All: Grand chain, finish facing partner
- 25-32 All: Set to partner, half turn with right hands - facing corner;
Turn corner with left hands – facing partner, half right hand turn with partner
- 33-40 All: Half circle to the left, set – with joining hands, 1/4 circle to the right.
Everyone finishes one place to the left from original places

Repeat the dance three times more until couples are back to original places.

Tune: any 4x40 bar Reel

Zoltán Gräff's friend György Lajtos (nickname: Gyuri) became 40 years old in 2007 (that's why it is a 40 bar reel), and this dance was a present for him.

One summer (just for fun) we decreed the place where we usually spend our holiday to be a kingdom and that everyone could choose a position in the kingdom for himself. Gyuri appointed himself to be the king, which demonstrates just how shy he is! Nobody refused his appointment, and he has been king there ever since.

Note: If the king has other engagements while dancing, then a chair can be put in the middle of the set to represent him.



Seven to Seven

32 bar Strathspey for three couples

- 1-8 1C, 2C and 3C dance the Cogwheel as follows:
- 1-2 1C and 2C dance half right hands across while 3C turn half way with left hand (all stay in the middle, 2C and 3C keep joining hands as turning, 1C change hands to:)
- 3-4 2C turn half way with right hand while 1C and 3C dance half left hands across (all stay in the middle, 2C and 1C keep joining hands as turning, 3C change hands to:)
- 5-6 2C and 3C dance half right hand across while 1C turn half way with left hand (all stay in the middle, 3C and 1C keep joining hands as turning, 2C change hands to:)
- 7-8 3C turn half way with right hand while 2C and 1C dance half left hands across, all finish at the sidelines
- 9-10 1C set
- 11-13 1M with 2C and at the same time 1L with 3C dance a half reel of three across the set, 1M starts giving left shoulder to 2L, 1L starts giving left shoulder to 3M, 1C finish second place on the opposite side, 1M facing up and 1L facing down
- 14-16 all men on ladies' side and all ladies on men's side dance a half reel of three up and down the dance, 1M starts giving right shoulder to 3M (up & in) and 1L starts giving right shoulder to 2M (down & in), 1C finish in the middle of the set facing 1M's second corner position (2M), shoulder to shoulder each other (1L on her partner's left)
- 17-24 1C joining nearer hands set to corners (i.e. in order of 2M, 3L, 3M and 2L), finish in the middle of the set facing 1M's first corner position (3M), 1L behind her partner (both pulling right shoulder back on bar 24)
- 25-28 1C as a unit (1M followed by 1L) dance a half diagonal reel of three with the first corners (2L and 3M), 1C start giving right shoulder to 3M, 1L overtakes her partner when curving back at women's sideline (half diagonal "Dolphin" reel like in the Pelorous Jack). 1C (1L followed by 1M) finish facing 1M's second corner position (2M)
- 29-32 1C as a unit (1L followed by 1M) dance a half diagonal reel of three with the second corners (2M and 3L), 1C start giving right shoulder to 2M, 1M overtakes his partner when curving back at women's sideline, they finish as follows: 3M facing in at 1M's place, 3L facing down at 1L's place, 1M facing up at 2M's place, 1L facing in at 2L's place, 2C facing in at 3C place, ready to start again from the new positions (at the very end of the dance all facing partners)

Repeat twice from the new positions

Tune: Vicki's Birthday by Michael Georgii (c) or any 3x32 bar Strathspey

Gábor Turi devised the dance for Vicki Reid as a present for her birthday at the Summer School in St Andrews, Scotland in 2002. The name of the dance comes from the date of Vicki's birth: July the 27th, or 07.27. or 7-2-7



The Siege of Buda

32 bar Reel for three couples in a four couple set

- 1-4 1C&2C dance back to back with partner.
 5-8 1M&2M and at the same time 1L&2L dance back to back up and down on the sidelines.
 9-13 1C&2C&3C advance, turn around partner right about with two skip change of step to change places (they are still in the middle, men facing men's side, ladies facing ladies' side), all retire.
 15-16 1C cast off one place and finish facing 1st corner while 2C cross RH up to top place and 3C cross RH back to own sides.
 17-24 1C turn LH with 1st corner, RH with partner, LH with 2nd corner and RH with partner again. 1C finish on the second place opposite sides.
 25-28 2C&1C&3C circle to the left for 6 slip steps, pivot round to face out pulling LSh back.
 29-32 2C&1C&3C chase anticlockwise back to own sides. 1C at the end of bar 30 dance in, on bars 31-32 pass each other LS and dance on to 2nd place on own side.

Repeat having passed a couple.

Tune: The Siege of Buda (rearranged by the DAGDA band) or any suitable Reel

The Siege of Buda is originally a 24 bar English Country Dance from the 17th century. The dance was rearranged to a 32 bar Scottish country dance form by Gábor Turi for the 2nd International Weekend Course and Ball organised by the Budapest Scottish Dance Club. The course took place on the Buda side of Budapest, Hungary in May 2001 on the hill where the multinational Christian army began its attack on the Turks who controlled Buda Castle in 1686. That year is now referred to as the year of the Siege of Buda.

The origin of the tune is unknown, but it was first published in the 8th edition of John Playford's The English Dancing Masters Collection in 1690 - a few years after the siege. The rearranged dance and tune were first presented on 5 May 2001 by Pia Walker (DK), Lisa Mitchell (CAN), Beatrix Wepner (A) and Ilona Gumenyuk (RUS) on the ladies' side and Alan Mair (SCO), Patrick Chamoin (F), Peer Hirschbühl (D) and Gábor Turi (H) on the men's side.

Wedding in August

40 bar Jig for four couples



- 1-8 1M+2M, 1L+2L, 3M+4M and 3L+4L: set and change place by giving right hands; 1C+4C Left hands across (in the middle of the set). At the end 1M+4M facing down, 1L+4L facing up.
 9-16 Half dolphin reels of three - 4M+1M and 1L+4L dance together.
 First half reel: across the set, left shoulder to 1st corners.
 Second half reel: on opposite sides, right shoulder to 2nd corners.
 17-24 1C+4C dance Rights and Lefts, 1M+4M finish facing up, 1L+4L facing down.
 25-32 Half dolphin reels of three - 4M+1M and 1L+4L dance together.
 First half reel: across the set, left shoulder to 3rd corners.
 Second half reel: on own sides, right shoulder to 4th corners.
 33-40 1C+4C dance Right hands across; 1M+4M and 1L+4L set to each other (on the sides) and change place by giving left hands, finishing back to back to each other (4M facing 2M, 4L facing 2L, 1M facing 3M, 1L facing 3L), ready to start from new positions.

Finish in order 2 4 1 3 and repeat the dance three more times from the new positions

Dolphin reel: tandem reel of three. Each time the dancing couple reach the end of the reel, they swap positions so that the other person is leading. As in "Pelorus Jack" (from the Dolphin book).

Tune: any 4x40 bar Jig

This dance was a present for Anita Horváth and Mátyás Szili on the occasion of their wedding in August 2011. Devised by Zoltán Gräff.



30 isnae Enaw

30(+2) bar Jig for four couples

- 1-8 1C+2C and 3C+4C set&link for two; 1C+4C right hands across.
 9-16 2M+1M, 2L+1L, 4M+3M, 4L+3L: facing each other.
 Set and turn with right hands, finishing 1L facing 4L, 1M facing 4M;
 1M+4M, 1L+4L: turn with left hands one and a half times, finishing back to back
 each other on the sides facing a new person, ready for...
 17-24 Reels of 4 on the sides. Middle people do not finish the reels, but pass each other by
 the left shoulder and by giving left hands to each other they finish in a line across the
 set. People in the middle (1L+4M) give each other right hands, while retaining left
 hands with outside people.
 25-30 1C+4C Balance in line (2 bars);
 1M+4M and 1L+4L turn with left hands 1 1/4 (4 bars);
 Nobody does anything (2 bars).

Finish in order 2 4 1 3 and repeat the dance three more times from the new positions

Tune: Jo McDiarmid's Jig, Bill Clement: Dancing to the pipes (or any 4x32 bar Jig).

Devised by Zoltán Gräff in 2011 as a present to Anikó Bíró on the occasion of her 30th
 birthday.

Revision 1 (08.03.2019) there is no set at bar 15-16

Summer Rain

32 bar Jig for three couples in a four couple set



- 1-8 1C set, cast down, half figure of eight around 2C. 2C step up on bars 3-4.
 9-12 2C, 1C and 3C Set & Link for three. 1L finishes between 3C, 1M finishes between
 2C, 2C and 3C facing partners (no extra loop), 1M facing 2M, 1L facing 3L
 13-16 1L with 3C and 1M with 2C dance a half reel of 3 across the set. 1L starts giving
 left shoulder to 3L, 1M starts giving left shoulder to 2M. 1L finishes between 3C
 all facing down and 1M finishes between 2C all facing up
 17-20 1C, 2C and 3C Set & Link for three. 1C finish on the 2nd place on their own sides
 1M facing up, 1L facing down, 3C finish on the 1st place, 2C on the 3rd place on
 their own sides all facing out (no extra loop)
 21-24 Men on men's side, ladies on ladies' side dance half reels of 3. 1M starts giving left
 shoulder to 3M, 1L starts giving left shoulder to 2L. 1C finish in the middle of the
 set, back to back with each other facing their first corners (passing each other with
 left shoulder in the middle)
 25-32 Hello Goodbye setting.

Repeat having passed a couple.

Tune: any suitable Jig

Devised by Zoltán Gräff in 2002



Be my Partner

40 bar Strathspey for four couples

- 1-8 1C+2C & 3C+4C dance double figure of eight (2C start up and cross, 3C start down and cross). All finish in original position
 9-16 2C+3C dance the tourbilink figure (finish in order of 1,3,2,4; 3C and 2C opposite side)
 17-24 1C+3C and 2C+4C dance the tourbilink figure (finish in order of 3,1,4,2, 1C and 4C opposite side)
 25-32 Reels of four on the sides
 33-40 1C+4C dance half right hands across; 1L to 4L and 1M to 4M set and half right hand turn; 1C and 4C set to partner

Finish in order 3, 1, 4, 2 and repeat the dance three more times.

Tourbilink figure:

With this figure two couples change places and everyone finishes on oppsite side. The figure is a merge of the tourbillon, set&link and chase figures. Its name refers to this.

bar 1: 1C and 2C half turn both hands

bar 2: 1C release left hand, 2C release right hand, 1/4 chase clockwise

bar 3-6: 1C and 2C set&link for two

bar 7-8: 1C and 2C 1/4 chase clockwise – without joining hands

Tune: any 4x40 bar Strathspey

This dance was a present for Judit Kerner and Áron Diószegi on the occasion of their wedding.

Devised by Zoltán Gräff in 2006

Rolling Dancers



32 bar Jig for three couples in a four couple set

- 1- 4 1C cast down (2C step up on bars 3-4)
 5- 8 1L+2C and 1M+3C Right hands across
 9-12 1L+3C and 1M+2C Left hands across. 1C finish 2nd place on opposite side.
 13-16 All set twice
 17-24 1C+2C Ladies' chain
 25-32 1C petronella to own sides

Repeat twice from the new positions

Tune: any suitable Jig

This dance was devised for wheelchair dancers (www.gordulotanc.hu) by Zoltán Gräff in 2007 to enrich their repertoire. They learnt to Scottish dance in one day, on 24 June 2009. They started at 11am with learning the figures, the dance was devised after noon, and they managed to learn it by 7 pm. They performed the dance just two days after it was devised.

As the dancers with wheelchairs move relatively slowly, they use twice as many bars for each figure than would be normal.

A video of one of their performances can be watched here: www.bstk.hu/rolling

